

**LEMBAR HASIL PENILAIAN SEJAWAT SEBIDANG ATAU PEER REVIEW  
KARYA ILMIAH : JURNAL ILMIAH**

Judul Karya Ilmiah (Artikel) : Analysis Sentiment About Islamophobia When Christchurch Attack On Social Media

Penulis : Windu Gata, Achmad Bayhaqy

Jumlah Penulis : 2 orang

Status Pengusul : Penulis Pertama

Identitas Jurnal Ilmiah :

a. Nama Jurnal : TELKOMNIKA Telecommunication, Computing, Electronics and Control

b. Nomor ISSN : 1693-6930

c. Vol, No, Bln, Thn : 18, 4, Agustus, 2020

d. Penerbit : Universitas Ahmad Dahlan

e. DOI artikel (jika ada) : -

f. Alamat website Jurnal : 10.12928/TELKOMNIKA.v18i4.14179

g. Terindeks di Scimagojr/ Thomson Reuter ISI Knowledge atau :

Kategori Publikasi Jurnal Ilmiah (beri ✓ pada kategori yang tepat) : ☒ Jurnal Ilmiah Internasional  
☐ Jurnal Ilmiah Nasional Terakreditasi  
☐ Jurnal Ilmiah Nasional Tidak Terakreditasi

Hasil Penilaian Peer Review :

Komponen Yang Dinilai	Nilai Maksimal Jurnal Ilmiah			Nilai Akhir Yang Diperoleh
	Internasional/ Internasional Bereputasi <input checked="" type="checkbox"/>	Nasional Terakreditasi <input type="checkbox"/>	Nasional <input type="checkbox"/>	
a. Kelengkapan unsur isi artikel (10%)	4			4
b. Ruang lingkup dan kedalaman pembahasan (30%)	12			11.5
c. Kecukupan dan kemutakhiran data/informasi dan metodologi (30%)	12			11.7
d. Kelengkapan unsur dan kualitas terbit/jurnal (30%)	12			11.8
<b>Total = (100%)</b>	<b>40</b>			<b>39.1 x 0.6 = 23.46</b>

Catatan Penilaian Artikel oleh Reviewer :

JUDUL yg DIAMBIL SANGAT MENARIK PEMBAHASAN DI SAMPAIKAN DENGAN BAIK

Jakarta, 02 Juli 2020  
Reviewer 1



Dr. Mochamad Wahyudi, M.M, M.Kom, M.Pd  
NIDN : 0325057501  
Unit Kerja : Universitas Bina Sarana  
Informatika

**LEMBAR HASIL PENILAIAN SEJAWAT SEBIDANG ATAU PEER REVIEW**  
**KARYA ILMIAH : JURNAL ILMIAH**

Judul Karya Ilmiah (Artikel) : Analysis Sentiment About Islamophobia When Christchurch Attack On Social Media

Penulis : Windu Gata, Achmad Bayhaqy

Jumlah Penulis : 2 orang

Status Pengusul : Penulis Pertama

Identitas Jurnal Ilmiah :

a. Nama Jurnal : TELKOMNIKA Telecommunication, Computing, Electronics and Control

b. Nomor ISSN : 1693-6930

c. Vol, No, Bln, Thn : 18, 4, Agustus, 2020

d. Penerbit : Universitas Ahmad Dahlan

e. DOI artikel (jika ada) : -

f. Alamat website Jurnal : 10.12928/TELKOMNIKA.v18i4.14179

g. Terideks di Scimagojr/ Thomson Reuter ISI Knowledge atau : ☒ Jurnal Ilmiah Internasional  
☐ Jurnal Ilmiah Nasional Terakreditasi  
☐ Jurnal Ilmiah Nasional Tidak Terakreditasi

Kategori Publikasi Jurnal Ilmiah (beri ✓ pada kategori yang tepat) :

Hasil Penilaian Peer Review :

Komponen Yang Dinilai	Nilai Maksimal Jurnal Ilmiah			Nilai Akhir Yang Diperoleh
	Internasional/ Internasional Bereputasi <input checked="" type="checkbox"/>	Nasional Terakreditasi <input type="checkbox"/>	Nasional <input type="checkbox"/>	
e. Kelengkapan unsur isi artikel (10%)	4			4
f. Ruang lingkup dan kedalaman pembahasan (30%)	12			11,7
g. Kecukupan dan kemutakhiran data/informasi dan metodologi (30%)	12			11,7
h. Kelengkapan unsur dan kualitas terbit/jurnal (30%)	12			11,9
<b>Total = (100%)</b>	<b>40</b>			<b>39,3 x 0,9 = 35,37</b>

Catatan Penilaian Artikel oleh Reviewer :

Topik yang diambil cukup menarik  
 Data cukup valid  
 Pengolahan data cukup bagus

Jakarta, 02 Juli 2020  
 Reviewer 2



Linda Marlinda, M.M, M.Kom  
 NIDN : 0312077201  
 Unit Kerja : Universitas Bina Sarana Informatika

Home > User > Author > Submissions > #14179 > Summary

## #14179 Summary

SUMMARY REVISION EDITING

### Submission

Authors: Winda Geta, Achmad Rayhan  
Title: Analysis sentiment about islamophobia when Christchurch attack on social media  
Original file: [14179\\_16741\\_1\\_00000000](#) 2019-09-22  
Supp. Res: None  
Submitter: Achmad Rayhan  
Date submitted: September 23, 2019 - 07:29 PM  
Section: Computer Science and Information System  
Editor: Franco Frattoni, Ph.D. (Review)  
Wanqian Lu (Review)  
Yin Lu (Review)  
George A. Papadimitriou (Review)  
Dr. Derek Stokan (Review)  
Abstract views: 276

### Status

Status: Published Vol 18, No 4- August 2020  
Initiald: 2020-06-12  
Last modified: 2020-06-12

### Submission Metadata

#### Authors

Name: Winda Geta  
Affiliation: STTRIK Nusa Mandiri Jakarta  
Country: Indonesia  
Bio Statement: —  
Name: Achmad Rayhan  
Affiliation: STTRIK Nusa Mandiri Jakarta  
Country: Indonesia  
Bio Statement: —  
Principal contact for editorial correspondence: —

#### Title and Abstract

Title: Analysis sentiment about islamophobia when Christchurch attack on social media  
Abstract: Islamophobia is formed by "Islam" with "phobia" which means "fear of Islam". This shows the view of Islam as "other" and can threaten Western culture. The recent horrific terror attack that took place at the Christchurch mosque in New Zealand, is the result of allowing an attitude of hatred towards Islam in the West. Twitter is social media that allows users send real-time messages and can be used for sentiment analysis because it has a large amount of data. The lexical based method using VADER is used for automatic labeling of crawling data from Twitter. And then compare Supervised Machine Learning Naive Bayes and SVM algorithm. Addition of smote for imbalanced data. As result, SVM with SMOTE is proven the highest performance value and short processing time.

### Indexing

Keywords: Christchurch attack; islamophobia; Naive Bayes; SMOTE; SVM; VADER;  
Language: en

### Supporting Agencies

Agencies: —

### References

References: —

TELKOMNIKA Telecommunication, Computing, Electronics and Control  
ISSN: 1412-6910, e-ISSN: 2502-4922  
Jember, Jember District, Jember, 66111, Indonesia  
Jl. Ringroad Selatan, Krayan, Taman, Banguntapan, Bantul, Yogyakarta, Indonesia 55181  
Phone: +62 (274) 561515, 511800, 579430, 571120  
Fax: +62 274 568004

#### USER

You are logged in as...  
Rayhan  
My Profile  
Log Out

#### QUICK LINKS

- Editorial Board
- Author Guidelines
- Online Submission
- Index of Manuscripts Screening
- Peer Review Process
- Publication Fee
- Abstracting and Indexing
- Registration Policy
- Reviewer Self-Reviewing
- Publication Ethics
- Editorial Board
- Contact Us

#### Q2 Checkers Quartile in Electrical and Electronic Engineering

4.0 CiteScore  
SJR percentile  
Powered by Scopus

#### AUTHOR

- Submissions
- Active (0)
  - Archived (1)
  - New Submission

#### JOURNAL CONTENT

Search  
Search Scope  
All  
Search  
Browse  
By Issue  
By Author  
By Title

[Home](#) > [User](#) > [Author](#) > [Submissions](#) > #14179 > **Review**

## #14179 Review

SUMMARY REVIEW EDITING

## Submission

Authors	Winda Gata, Achmad Bayuhasy 
Title	Analysis sentiment about islamophobia when Christchurch attack on social media
Section	Computer Science and Information System
Editor	Franco Fratello, Ph.D.  Wanqian Lu  (Review) Yin Lu  (Review) George A. Papadimitriou  (Review) Dr. Dedi Setiawan  (Review)

## Peer Review

## Round 1

Review Version	<a href="#">14179-0179-1-Review01</a> 2019-09-24
Initial	2019-09-24
Last modified	2019-09-24
Uploaded file	None

## Editor Decision

Decision	Accept Submission 2020-04-12
Notify Author	 Editor/Author Email Record  2020-02-27
Editor Version	None
Author Version	<a href="#">14179-0179-1-01-0004</a> 2020-02-19  <a href="#">14179-0179-1-01-0004</a> 2020-02-19  <a href="#">14179-0179-1-01-0004</a> 2020-02-19  <a href="#">14179-0179-1-01-0004</a> 2020-02-19 
Upload Author Version	<a href="#">Choose File</a> <a href="#">No file chosen</a> 

TELKOMNIKA Telecommunication, Computing, Electronics and Control  
ISSN: 1693-6930, e-ISSN: 2502-9095  
Universitas Ahmad Dahlan, 4th Campus  
Jl. Ringroad Selatan, Yogyakarta, Tamanan, Sungsatapan, Bantul, Yogyakarta, Indonesia 55191  
Phone: +62 (274) 562015, 511030, 279428, 271120  
Fax: +62 274 564604

0402024

[View TELKOMNIKA Page](#)

**USER**

You are logged in as...

[My Profile](#)  
[Log Out](#)

**QUICK LINKS**

- Editorial Board
- Reviewer
- Author Guidelines
- Online Submission
- Policy of Information Screening
- Peer Review Process
- Publication Fee
- Abstracting and Indexing
- Revisiting Policy
- Request Any missing document
- Publication Ethics
- Victim Statistics
- Contact Us

**Q2 CiteScore Quartile in Electrical and Electronic Engineering**

4.0 CiteScore

589 percentile

Powered by Scopus

**AUTHOR**

Submissions

- Active (1)
- Archives (1)
- New Submission

**JOURNAL CONTENT**

Search

Search Scope

Full Text

Search

Browse

- By Issue
- By Author
- By Title

[Home](#) > [User](#) > [Author](#) > [Submissions](#) > #14179 > **Editing**

## #14179 Editing

SUMMARY REVIEW EDITING

## Submission

Authors	Winda Gata, Achmad Bayuhasy 
Title	Analysis sentiment about islamophobia when Christchurch attack on social media
Section	Computer Science and Information System
Editor	Franco Fratello, Ph.D.  Wanqian Lu  (Review) Yin Lu  (Review) George A. Papadimitriou  (Review) Dr. Dedi Setiawan  (Review)

## Copyrighting

[View Instructions](#)

## Initial Review

		REQUEST	UNDERWAY	COMPLETE
1.	Initial Copyright	—	—	—
2.	Author Copyright	—	—	—
	File Name			
	<a href="#">Choose File</a> <a href="#">No file chosen</a> 			
3.	Final Copyright	—	—	—
	File Name			

Copyright Comments  No Comments

## Layout

Galley Format	FILE
1. PDF <a href="#">View PDF</a>	<a href="#">14179-0179-1-01-0174</a> 2020-04-08
Supplementary Files	FILE
	None

Layout Comments  No Comments

## Proofreading

[View Instructions](#)

		REQUEST	UNDERWAY	COMPLETE
1.	Author	—	—	—
2.	Proofreader	—	—	—
3.	Layout Editor	—	—	—

Proofreading Comments  No Comments [Upload Instructions](#)

TELKOMNIKA Telecommunication, Computing, Electronics and Control  
ISSN: 1693-6930, e-ISSN: 2502-9095  
Universitas Ahmad Dahlan, 4th Campus  
Jl. Ringroad Selatan, Yogyakarta, Tamanan, Sungsatapan, Bantul, Yogyakarta, Indonesia 55191  
Phone: +62 (274) 562015, 511030, 279428, 271120  
Fax: +62 274 564604

0402024

[View TELKOMNIKA Page](#)

**USER**

You are logged in as...

[My Profile](#)  
[Log Out](#)

**QUICK LINKS**

- Editorial Board
- Reviewer
- Author Guidelines
- Online Submission
- Policy of Information Screening
- Peer Review Process
- Publication Fee
- Abstracting and Indexing
- Revisiting Policy
- Request Any missing document
- Publication Ethics
- Victim Statistics
- Contact Us

**Q2 CiteScore Quartile in Electrical and Electronic Engineering**

4.0 CiteScore

589 percentile

Powered by Scopus

**AUTHOR**

Submissions

- Active (1)
- Archives (1)
- New Submission

**JOURNAL CONTENT**

Search

Search Scope

Full Text

Search

Browse

- By Issue
- By Author
- By Title

## Analysis sentiment about islamophobia when Christchurch attack on social media

Windu Gata, Achmad Bayhaqy

Master of Computer Science-Postgraduate Programs, STMIK Nusa Mandiri Jakarta, Indonesia

### Article Info

#### Article history:

Received Sep 22, 2019

Revised Feb 28, 2020

Accepted Apr 13, 2020

#### Keywords:

Christchurch attack

Islamophobia

Naive Bayes

SMOTE


SVM

VADER

### ABSTRACT

Islamophobia is formed by "Islam" with "-phobia" which means "fear of Islam". This shows the view of Islam as "other" and can threaten Western culture. The recent horrific terror attack that took place at the Christchurch mosque in New Zealand, is the result of allowing an attitude of hatred towards Islam in the West. Twitter is social media that allows users send real-time messages and can be used for sentiment analysis because it has a large amount of data. The lexical based method using VADER is used for automatic labeling of crawling data from Twitter. And then compare supervised machine learning Naive Bayes and SVM algorithm. Addition of SMOTE for imbalanced data. As result, SVM with SMOTE is proven the highest performance value and short processing time.

This is an open access article under the [CC BY-SA](#) license.



### Corresponding Author:

Achmad Bayhaqy,

Master of Computer Science-Postgraduate Programs,

STMIK Nusa Mandiri,

Kramat Raya No.18, Kota Jakarta Pusat, DKI Jakarta, Indonesia.

Email: acmadbayhaqy92@gmail.com

## 1. INTRODUCTION

Nowadays, with the rapid development of technology, anything can be done more practically and easily. The positive impact of the internet in the development of IT actually brings many benefits. However, there is a negative impact on its development. For example, when spreading false news or expressing hatred. By using the web, it can strengthen ideas and opinions in a group or individual. It's mean the hate speech also can find fertile ground on certain websites and social media [1].

European right-wing and racist movements, often use digital space as a preferred place to spread their message and recruit new members [2, 3]. They often spread racism on the web and also contribute in spreading the image of Islam that's different with the values of western. This could lead to physical actions against Muslims [4]. Islamophobia comes from the words "Islam" and "phobia" which means "fear of something about Islam" and it shows a view of Islam which will threaten the culture of western. If we trace back to Europe 14 centuries ago, that was one among the results of the "orientalism" of the Arab world. In recent times, the term islamophobia has begun to reappear in connection with the "war on terror" due to the terrorist attacks that took place on September 11, 2001, which have negative social perceptions about Islam [5]. There is a study of islamophobia conducted by the British association [6] which aims to fight anti-Muslim crime and also find that victims usually experience harassment, both online and offline. Recently, world leaders and human rights institutions assessed the horrific terror attacks that occurred at the twin mosque in Christchurch, New Zealand, where terrorists have killed 49 people and injured at least 48 others, are the effects of allowing an attitude of hatred towards Islam (Islamophobia) in the west [7].



According to [8], in hate speech online there's a difference from offline abuse due to the internet there's anonymity, relatively cheap and easy access, lack of physical presence, and especially spontaneity. One branch of research that later developed from the information explosion situation on the internet is sentiment analysis. Sentiment analysis or also called opinion mining is a field of study that analyzes sentiments, opinions, attitudes, emotions, evaluations, and judgments people's about a service, product, individual, organization, event, topic, attribute, and problem [9]. One of the Social media like Twitter allows users to be able to send messages in real-time. On the other hand, data mining is a method for finding knowledge in databases to find useful knowledge from data. This is the process of getting attractive, serviceable designs and relationships in large volumes of data. Thus data mining can be used for sentiment analysis because it has a large amount of Twitter data.

As in previous research that discusses sentiment analysis with various themes such as Islamophobia on far-right UK political parties, Islamophobic behavior after #ParisAttacks, election result predictions, e-commerce, consumer reviews and algorithm evaluations. In that research, Naïve Bayes and the support vector machine (SVM) algorithm have the best average classification results in sentiment analysis. In the election result prediction research, they applied valence aware dictionary and sentiment reasoner (VADER) to labeling the training dataset. And also, if there is a data imbalance, in the evaluation research sentiment analysis algorithm uses the synthetic minority oversampling technique (SMOTE) to balance it.

In this research, will be discussed about how to do sentiment analysis derived from Twitter user tweets about Islamophobia. Ideas and public opinion via Twitter in large numbers, at least be able to analyze globally about the sentiments of Islamophobia towards Muslims around the world on the day of the news happening mosque Christchurch attack in New Zealand. Based on the results of several previous research, the analysis to be carried out is by utilizing hybrid sentiment analysis using the lexical based method and supervised machine learning. The lexical based method uses VADER will be applied for automatic labeling of crawling data from Twitter. The supervised machine learning method was chosen to test the results of automatic labeling using VADER and the Naïve Bayes and SVM algorithm will be compared. The addition of feature selection techniques from SMOTE was also added to balance the labeling data from VADER so as to improve the test results of the algorithm.

## 2. RESEARCH METHOD

There are several studies on Islamophobic and The Use of Twitter's Data, as follows: "Detecting weak and strong Islamophobic hate speech on social media" build multi-class classifiers that distinguish between non-Islamophobic, weak Islamophobic and strong Islamophobic content [10], "Predicting online Islamophobic behavior after #ParisAttacks" in this research collected tweets related to the Paris attacks within 50 hours after the event [11], "Election result prediction using Twitter sentiment analysis" the training dataset, for labeling, using valence aware dictionary and sentiment reasoner (VADER) Next use two algorithms, multinomial Naïve Bayes and SVM [12], "Sentiment analysis about e-commerce from tweet using decision tree, k-nearest neighbor, and Naïve Bayes" use rapidminer to make sentiment analysis by comparing the Decision Tree, K-NN, and Naïve Bayes Classifier and using 10-Fold Cross validation to evaluate the performance of the machine learning model and get the highest results from Naïve Bayes [13], "*Aralisis Sentimen Pada Review Konsumen Menggunakan Metode Naïve Bayes Dengan Seleksi Fitur Chi Square Untuk Rekomendasi Lokasi Makanan Tradisional*" using feature selection the chi-square and classification process using the Naïve Bayes method [14], "An evaluation of SVM and Naïve Bayes with SMOTE on sentiment analysis data set" determine the factors involving the classification of SVM and Naïve Bayes in sentiment classification of problems using SMOTE in the dataset, also comparing the use of 10-fold cross validation with 70:30 split in the test [15].

In this research, we have to know about Islamophobia comes from the words "Islam" and "phobia" which means "fear of something about Islam" and it shows a view of Islam which will threaten the culture of Western. If we trace back to Europe 14 centuries ago, that was one among the results of the "orientalism" of the Arab world. In recent times, the term islamophobia has begun to reappear in connection with the "war on terror" due to the terrorist attacks that took place on September 11, 2001, which have negative social perceptions about Islam [5]. That was confirmed by negative media representatives about Islam. Although far from a new form of fanaticism, Islamophobia can have different nuances depending on the socio-political context: [16] for example, explaining that American Islamophobia is influenced by events in Europe such as Brexit, but at the same time is connected to the legal system, national politics, racial demographics and US religion. Despite the lack of a universal understanding of the term Islamophobia, the definition of Islamophobia given by the Runnymede Trust is "baseless hostility towards Islam" and explains hostility in unfair discrimination against the Muslim community and individuals, by excluding Muslims from social affairs and political. That was confirmed by negative media representatives about Islam [1].



There is a study of islamophobia conducted by the British association [6] which aims to fight anti-Muslim crime and also find that victims usually experience harassment, both online and offline. Recently, world leaders and human rights institutions assessed the horrific terror attacks that occurred at the twin mosque in Christchurch, New Zealand, where terrorists have killed 49 people and injured at least 48 others, are the effects of allowing an attitude of hatred towards Islam (Islamophobia) in the west [7].

One of the Social media like Twitter allows users to be able to send messages in real-time. This message is popularly known as a tweet. A Tweet is a short message with a limited character length of only 140 characters. Due to the limitations of characters that can be written, a tweet often contains abbreviations, slang and spelling errors [17]. All data will be processed for finding meaningful relationships, patterns, and trends by examining the large data sets stored in storage by using pattern recognition techniques such as statistical and mathematical techniques [18].

The use of Twitter's data usage text, the method to mine data is text mining which is defined as the process of extracting implicit knowledge from data. Because implicit knowledge which is the output of the text does not exist in the given storage, it must be distinguished from information obtained from storage [19]. After that we can use to analyze people's sentiments, opinions, attitudes, emotions, evaluations, and judgments people's about a service, product, individual, organization, event, topic, attribute, and problem. There are also many slightly different names and tasks, for example, sentiment analysis, opinion mining, opinion extraction, sentiment mining, subjectivity analysis, affect analysis, emotion analysis, review mining, etc. Sentiment analysis and opinion mining mainly focuses on opinions that express or imply positive or negative sentiments, which is called by text mining [9]. There are ways to classify sentiments, including [20]: machine learning, lexicon-based, and hybrid.

For labelling for text labeling, we use the VADER tool which is available online and can be used in the Python programming language. VADER is a rule and a lexicon-based sentiment analysis tool, that's specifically aligned with the sentiment expressed on the social media. This is an intensity sentiment polarizer developed by Hutto and Gilbert. VADER takes sentences as input and gives percent values for three positive, neutral and negative and compound categories (polarity of whole sentences) [12]. Regarding scores, the combined scores are calculated by adding up the valence scores of each word in the lexicon, adjusted according to the rules, and then normalized to between -1 (the most extreme negative) and +1 (the most extreme positive). It's the most useful matrix if we want a single sentiment measure and unidimensional for a particular sentence. Calling 'normalized and weighted composite scores' accurate. The general threshold value (used in the literature cited on this page) is [21]: positive sentiment, neutral sentiments, and negative sentiment.

Because the data is not balance, the method for balancing is synthetic minority oversampling technique (SMOTE). The SMOTE algorithm performs the Over Sampling approach to balance the original training set. Instead of implementing simple replication of minority class instances, the main idea of SMOTE is to introduce synthetic data examples. This new data is created by interpolating between several instances of minority classes that are in the specified environment [22].

The algorithm for determining the accuracy of predictions uses the classification algorithm commonly used, namely: Naïve Bayes and SVM. Naïve Bayes is a classification with probability and statistical methods that predict future opportunities based on past experience so that it is known as the Bayes theorem [14, 23], and SVM algorithm will identify hyperplane (or a series of hyperplane) that will provide the best separation between training data instances. Among all possible hyperplanes of separation, the SVM algorithm tries to identify who has the greatest distance to the closest training instance of any class, because that will be reflected in generalization errors that are lower than the classifier [24, 25]. Both processing will be evaluated using cross-validation, which is an approach for evaluating the performance of machine learning models. There are two types of phases in the dataset, mainly training devices and testing devices. With the application of cross-validation, the testing set will be compared with the training set to validate overfitting and to decide how the machine learning model will produce independent data [15]. The best classification performance can be described precisely by a tool called confusion matrix and traditionally it's arranged as 2x2 [26].

## 2.1. Metodology

The method used to obtain information is to use Text mining in order to be able to classify tweets relating to Islamophobia when Christchurch attack. The research methodology used in this research is to use the cross-industry standard process for data mining (CRISP-DM) method [27] which consists of six stages and will be described in Figure 1.

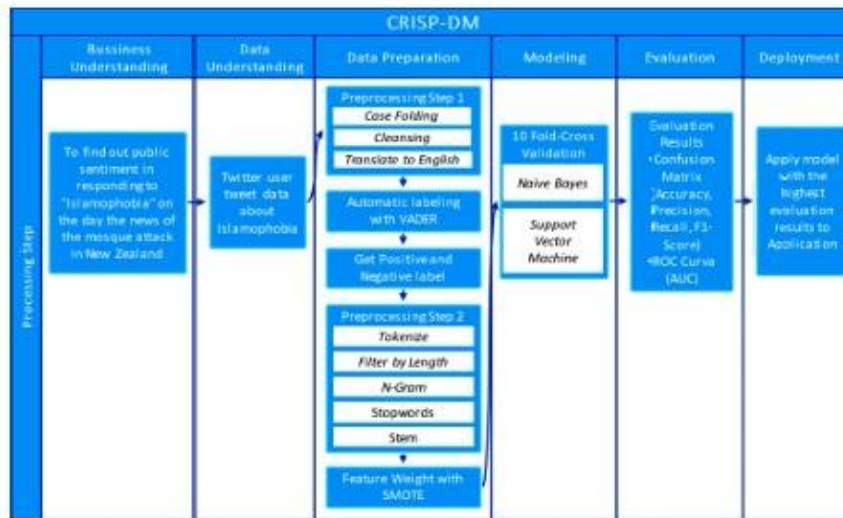


Figure 1. CRISP-DM model

### 2.1.1. Business understanding

Research conducted to find out public sentiments in responding to "Islamophobia" on the day of the attack on the mosque in Christchurch, New Zealand which emerged from social media Twitter on March 15, 2019, the implementation was carried out using the python programming language along with the required libraries.

### 2.1.2. Data understanding

Using data from Twitter social media with the Islamophobia hashtag and not filtering only into one language or region, but retrieving data from tweets around the world. Taken on the day of the attack on the mosque in Christchurch, New Zealand on 15 March 2019. This was done so that the data taken from the Twitter discussion that occurred was still relevant to the incident of the attack on Islamophobia. The data is retrieved using data-miner.io. "Data scraper" application, which is an additional plug-in in the Chrome browser which functions for scraping data from HTML web pages and exports into XLS, CSV, XLSX or TSV files.

By using "Data scraper" managed to collect tweets from each user and obtained as many as 3115 tweets, data taken from Twitter consists of several columns namely username, fullname, date, first hashtags, alt hashtags, tweets (message text), retweet, retweet (retweet (retweet) w/text), likes, likes (w/text), and URL path. The only column used in this research is "tweet (message text)".

### 2.1.3. Data preparation

There are 2 stages of data preparation in this research, namely preprocessing phase 1 and phase 2. Preprocessing phase 1 is carried out after crawling Twitter data, which consists of case folding, cleansing and translate into English. Whereas for Phase 2 Preprocessing is carried out after getting data labeling from VADER, which consists of Tokenize, N-Gram, Stopwords and Stemming. Stage 2 processing is carried out in the TF-IDF process which functions to do word weighting.

### 2.1.4. Modeling

After doing the data preparation process in the previous stage, at this stage, the data will be used as the input classification algorithm. The process is carried out in cross-validation with 10-Fold, which is doing 10 times cross-validation using data that has been processed before. With the application of cross-validation, the testing set will be compared with the training set to validate overfitting and to decide how the model will produce independent data.

In this research, two types of algorithms will be used for comparison, namely Naive Bayes and SVM. As is known, there is a significant difference from the results of labeling using VADER between the positive and negative classes. So to handle the Imbalanced Data that occurs, the SMOTE is used in the comparison of use with the two algorithms.



### 2.1.5. Evaluation

The evaluation phase is the stage of evaluating the performance of the modeling and calculations that have been carried out by measuring the performance of the classification algorithm used. In this research, performance is measured using accuracy, precision, recall, F1-score, area under curve (AUC) which will be displayed in the form of ROC curves and wordcloud to visualize the spread of positive and negative words that usually arise from TF-IDF. These results will show the use of the most appropriate algorithm for the modeling that has been proposed previously.

### 2.1.6. Deployment

The next stage is the application of the model by developing into the application. The application of the model is based on the best evaluation value obtained at the evaluation stage. The use of applications that will be developed using the python programming language along with the required libraries.

## 3. RESULTS AND ANALYSIS

### 3.1. VADER result

The data obtained using the VADER library are positive, negative and neutral. In this research, the data used are only positive and negative sentiment data from VADER to carry out the next process. Total data after preprocessing and labeling using VADER can be seen in the image as shown in Figure 2.

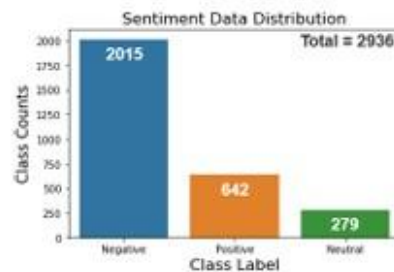


Figure 2. Label distribution of data using VADER

### 3.2. Evaluation model result

The results of the processing of algorithms that have been completed have the results and graphs of ROC and AUC for each algorithm. The Naïve Bayes algorithm, as shown in Figure 3, has an AUC value of 0.588, which means poor classification. Whereas the SVM algorithm, in Figure 4, has an AUC value of 0.708 which means good classification. In Figure 5, the Naïve Bayes plus SMOTE algorithm has an AUC value of 0.908 and in Figure 6, for the SVM plus SMOTE algorithm which has an AUC value of 0.914 which means excellent classification.

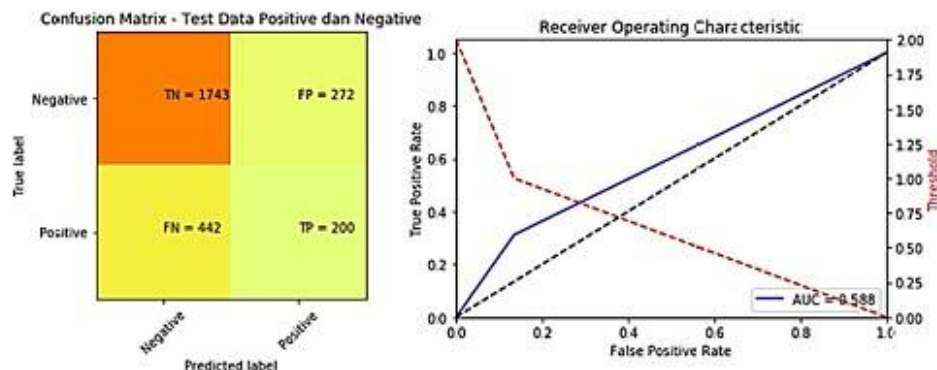


Figure 3. Confusion matrix and kurve ROC Naïve Bayes

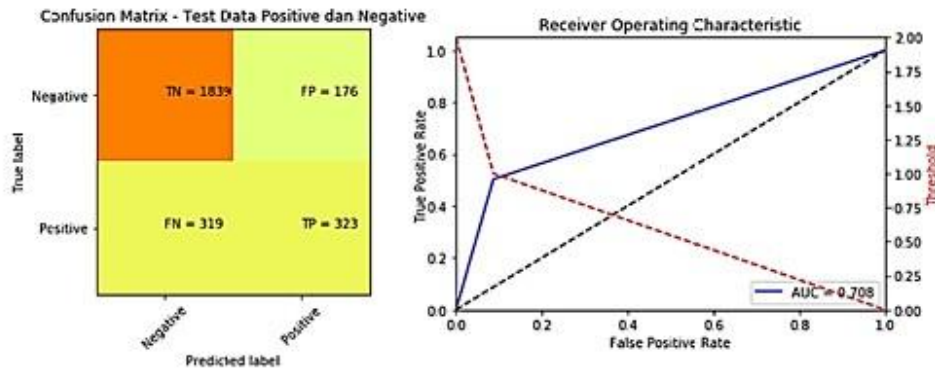


Figure 4. Confusion matrix and kurve ROC SVM

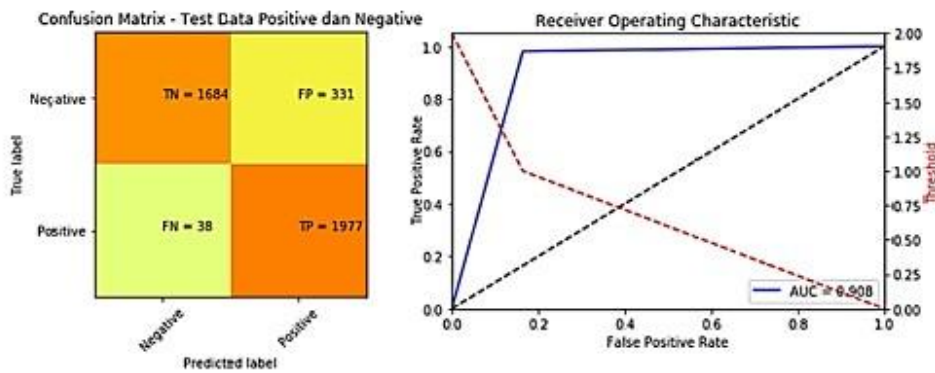


Figure 5. Confusion matrix and kurve ROC Naïve Bayes with SMOTE

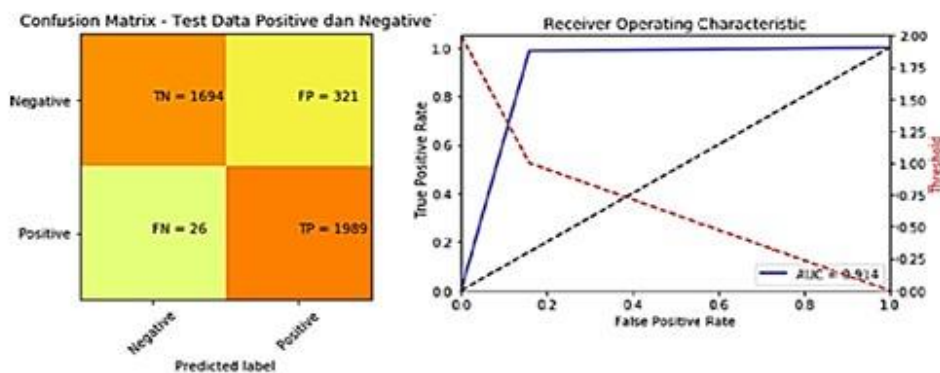


Figure 6. Confusion matrix and kurve ROC SVM with SMOTE

Based on the results of the model tests in Figure 6, here is a summary of the test results for all the models. Based on the Figure 7 results, it can be seen that the SVM + SMOTE model has the highest accuracy, precision, F1-Score and AUC and the fastest model processing time is in the SVM. From these results, it can be concluded that the SMOTE feature is very influential in improving the performance of both algorithms. In this research, it can also be concluded that the results of the SVM + SMOTE model have better performance compared to other testing models.

	Accuracy	Precision	Recall	F1-Score	AUC	Time
NB	73.128%	42.373%	31.153%	35.907%	0.588	0.32 min
SVM	81.370%	64.729%	50.312%	56.617%	0.708	0.12 min
NB + SMOTE	90.844%	85.659%	98.114%	91.464%	0.908	0.68 min
SVM + SMOTE	91.390%	86.104%	98.710%	91.977%	0.914	0.49 min

Figure 7. Comparison results of performance model

### 3.3. Wordcloud

Wordcloud is a tool for visualizing the spread of keywords that often appear in a sentence. In this case, the spread of positive and negative words that usually arises from TF-IDF. The Figure 8 wordcloud is obtained based on the total weight of the TF-IDF results that have been run when preprocessing for positive and negative sentences.



Figure 8. Wordcloud from positive and negative sentences

### 3.4. Application

Based on the evaluation of test results and model validation using the Naïve Bayes and SVM without SMOTE, also Naïve Bayes and SVM with SMOTE. It was found that the results of testing the highest model of all is SVM with SMOTE. Therefore, the model will be used for deployment into the application based on the results test from SVM with SMOTE. The following is a flowchart model for deployment application, on the Figure 9. Explanation of picture at the Figure 9 is starts from opening the application and inputting the text you want to analyze the sentiment. After that, it will enter to preprocessing phase 1 which include case folding, remove URL, remove mention, remove hashtag, convert emotion, convert emotion, remove number and punctuation and the last one is translate to English. After going through preprocessing stage 1, processing stage 2 will consists of Tokenize, Filter by Length, N-Gram (Tri-gram), Stopwords and stemming. The next process is a load data model stage that has been previously saved after that is make a prediction to determine the text input is positive or negative. For comparison, VADER is used to label sentiment analysis based on the scores.

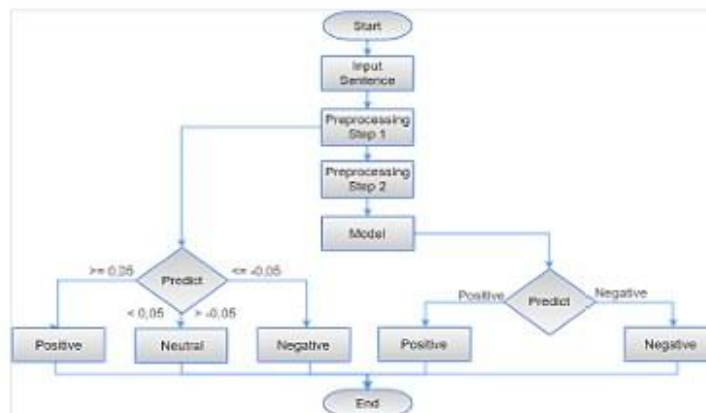


Figure 9. Flowchart deployment model



The application is built using the python programming language along with the required libraries. Furthermore, the application that has been used based on the Figure 9 flowchart model has been built on: <https://analisa-sentimen.herokuapp.com/>. For example, when analyzing sentiments, the inputted text shows the results when translated, the results after cleansing, the results after being preprocessed, the weight distribution of words from the inputted text and finally the results of sentiment analysis from VADER and SVM with SMOTE. The picture in the Figure 10 is a comparison of the results of the sentiment analysis evaluation conducted when modeling.

✕	Clean Tweet ✕	VADER ✕	NB ✕	SVM ✕	NB+SMOTE ✕	SVM+SMOTE ✕
859	in light of yesterday newzealandterroristattack on muslim worshippers at one of the most sacred places we all can benefit from these strategies for coping with islamophobia professionally and personally written by	Positive	Positive	Negative	Positive	Positive

Figure 10. Comparison of sentiment analysis results

#### 4. CONCLUSION

Provide a statement that what is expected, as stated in the "introduction" chapter can ultimately result in "results and discussion" chapter, so there is compatibility. Moreover, it can also be added the prospect of the development of research results and application prospects of further studies into the next (based on result and discussion). After conducting research through several stages, conclusions can be drawn to answer according to the formulation of the problem in conducting sentiment analysis of 2936 tweet data from the results of automatic labeling using VADER that SVM with over sampling imbalanced data using SMOTE is proven to have the highest performance value and takes short of processing time compared to Naïve Bayes algorithm, Naïve Bayes with SMOTE and SVM in the classification of tweets about Islamophobia when Christchurch attack.

It is hoped that future research can add classification methods for comparison with other supervised learning methods in order to obtain even better performance. The application of other features can be compared like the down sampling method, PSO, Chi Square, or anything else. The application uses other corpus-based for automatic data labeling such as TextBlob, spaCy, or anything else. As well as the application use of other libraries for translating such as google cloud translate to be able to read the Unicode data type format.

#### REFERENCES

- [1] G. Evolvi, "Hate in a Tweet: Exploring Internet-Based Islamophobic Discourses," *Religions*, 2018, doi: 10.3390/rel9100307.
- [2] C. Wood and W. M. L. Finlay, "British national party representations of muslims in the month after the London bombings: Homogeneity, threat, and the conspiracy tradition," *Br. J. Soc. Psychol.*, vol. 47, pp. 407-26, doi: 10.1348/014466607X264103.
- [3] C. Allen, "Britain First: The 'Frontline Resistance' to the Islamification of Britain," *The Political Quarterly*, vol. 85, no. 3, 2014, doi: 10.1111/1467-923X.12118.
- [4] M. Ekman, "Online Islamophobia and the politics of fear: manufacturing the green scare," *Journal Ethnic and Racial Studies*, vol. 38, no. 11, pp. 1986-2002, 2014.
- [5] N. Bakali, "Islamophobia in Quebec secondary schools: Inquiries into the experiences of muslim male youth post-9/11," in *Muslim Students, Education and Neoliberalism: Schooling a "Suspect Community"*, 2017.
- [6] I. Awan and I. Zempi, "The affinity between online and offline anti-Muslim hate crime: Dynamics and impacts," *Aggression and Violent Behavior*, vol. 27, no. 1-8, 2016.
- [7] Nurcholis, "Dunia Sebut Teror Masjid Kembar Selandia Baru Dampak Islamophobia, in Bahasa: The World Called the Terror of the Twin Towers of New Zealand the Impact of Islamophobia," *Indonesianside.id*, 2019.
- [8] A. Brown, "What is so special about online (as compared to offline) hate speech?," *Ethnicities*, 2018, doi: 10.1177/1468796817709846.
- [9] E. Lu, "Sentiment Analysis: A Fascinating Problem," *Synthesis Lectures on Human Language Technologies*, 2012.
- [10] E. Vidgen and T. Yasseri, "Detecting weak and strong Islamophobic hate speech on social media," *Journal of Information Technology & Politics*, vol. 17, no. 1, pp. 66-78, 2019.
- [11] K. Darwish, W. Magdy, A. Rahimi, T. Baldwin, and N. Abokhodair, "Predicting Online Islamophobic Behavior after #ParisAttacks," *J. Web Sci.*, vol. 4, no. 2, pp. 34-52, 2018.
- [12] J. Ramtke, S. Shah, D. Godhia, and A. Shaikh, "Election result prediction using Twitter sentiment analysis,"

- [13] A. Bayhaqy, Sfenrianto, K. Nainggolan, and E. Kaburuan, "Sentiment Analysis about E-Commerce from Tweets Using Decision Tree, K-Nearest Neighbor, and Naïve Bayes," *2018 International Conference on Orange Technologies (ICOT)*, 2018.
- [14] N. D. Pratama, Y. A. Sari, and P. P. Adikara, "Analisis Sentimen Pada Review Konsumen Menggunakan Metode Naïve Bayes Dengan Seleksi Fitur Chi Square Untuk Rekomendasi Lokasi Makanan Tradisional, in Bahasa: Sentiment Analysis on Consumer Reviews Using the Naïve Bayes Method with Chi Square Feature Selection for Recommended Locations of Traditional Foods," *J. Pengemb. Teknol. Inf. dan Ilmu Komput. Univ. Brawijaya*, vol. 2, no. 9, pp. 2982-2988, 2018.
- [15] A. C. Flores, R. I. Icoy, C. F. Pena, and K. D. Gorro, "An Evaluation of SVM and Naïve Bayes with SMOTE on Sentiment Analysis Data Set," *2018 International Conference on Engineering, Applied Sciences, and Technology (ICEAST)*, pp. 1-4, 2018.
- [16] K. A. Beydoun, "American Islamophobia: Understanding the Roots and Rise of Fear, 1st ed," *Oakland: University of California Press*, 2018.
- [17] N. M. S. Hadna, P. I. Santosa, and W. W. Winarno, "Studi Literatur Tentang Perbandingan Metode untuk Proses Analisis Sentimen di Twitter, in Bahasa: Literature Study of Comparative Methods for Sentiment Analysis Process on Twitter" *Semin. Nas. Teknol. Inf. dan Komun.*, vol. 2016, no. Sentika, pp. 57-64, 2016.
- [18] E. T. L. Kusriani, "Algoritma Data Mining," *Yogyakarta: Andi*, 2009.
- [19] T. Jo, "Text Mining Concepts, Implementation, and Big Data Challenge," *Studies in Big Data*, 2019.
- [20] S. Symeonidis, "5 Things You Need to Know about Sentiment Analysis and Classification," *KNuggets*, 2018.
- [21] C. J. Hutto, "VADER-Sentiment-Analysis," *Eighth International Conference on Weblogs and Social Media (ICWSM-14)*, 2014.
- [22] Alberto Fernandez, Salvador Garcia, Francisco Herrera, and Nitesh V. Chawla, "SMOTE for Learning from Imbalanced Data: Progress and Challenges, Marking the 15-year Anniversary," *J. Artif. Intell. Res.*, vol. 61, no. 1, pp. 863-905, 2018.
- [23] S. R. Wicaksono, "Studi Kasus Sistem Berbasis Pengetahuan: Membahas Metode ID3, Naive Bayes dan Certainty Factor, in Bahasa: Case Study of Knowledge Based Systems: Discusses the ID3 Method, Naïve Bayes and Certainty Factor," *Seribu Bintang*, 2018.
- [24] R. M. Gaba Ignatow, "An Introduction to Text Mining: Research Design, Data Collection and Analysis," *United States of A: SAGE Publications, Inc*, 2017.
- [25] N. K. Wardhani *et al.*, "Sentiment analysis article news coordinator minister of maritime affairs using algorithm Naïve bayes and support vector machine with particle swarm optimization," *J. Theor. Appl. Inf. Technol.*, vol. 96, no. 24, pp. 8365-8378, 2018.
- [26] V. Kotu and B. Deshpande, "Predictive Analytics and Data Mining: Concepts and Practice with RapidMiner," *Morgan Kaufmann*, 2015.
- [27] K. Sigit, A. P. Dewi, G. Windu, Nurmalasari, T. Muhamad, and N. Kadinar, "Comparison Of Classification Methods On Sentiment Analysis Of Political Figure Electability Based On Public Comments On Online News Media Sites," *IOP Conference Series: Materials Science and Engineering*, vol. 652, no. 4, 2019.